

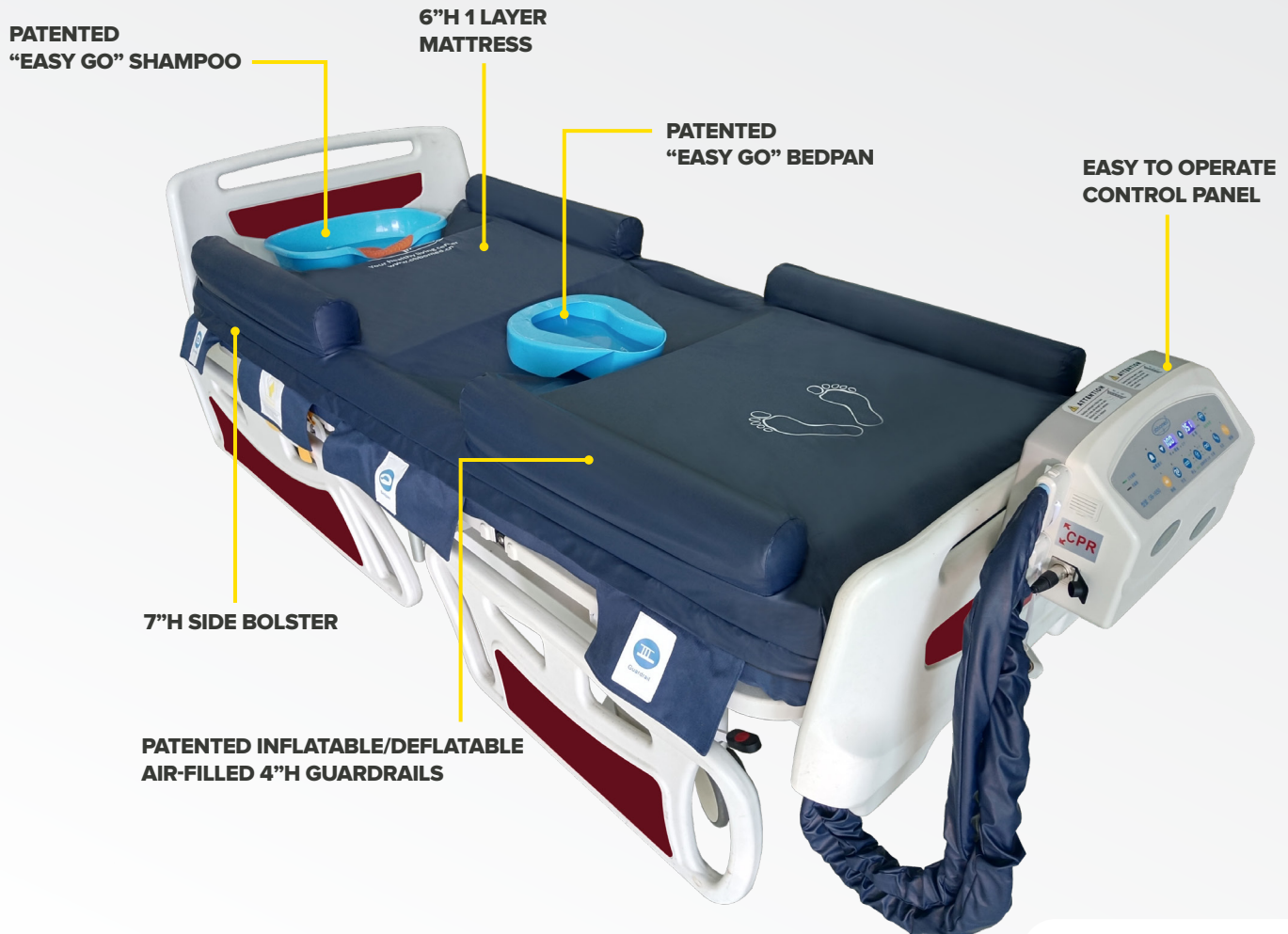
OB-1650

ObboMed® Medical Air Mattress

Suitable for Stage 1-4 Pressure Ulcer


ObboMed® StandardAir™ Mattress

6" High Alternating • 7" High Side Bolster • Low Air Loss • 15° Self-Lateral Rotation
25° Right/Left/Auto Rotation • Bedpan • Shampoo • Inflatable Guardrail



The ObboMed® difference—

Comfort, Safety & Ease




User friendly control panel basic functions:

- On/Off (Standby)
- Lock
- Max Inflate (Auto Firm)
- Static Mode
- Weight and Pressure Display
- Low Air Loss up to 15 LPM
- Audio and Visual Warning Signals (if power outage and/or when air pressure is too low)
- Fowler (Seating) is designed to increase support in the seat/torso section of the mattress. When the head of the bed is raised, the fowler is intended to prevent any potential risk of patients from "bottoming out."
- Multiple Rotation Angles (15°/25°)
- Alternating Cycle Time: 10/20/30/40 Min (system defaults to "Alternating" mode automatically after Max inflate or 1-hour in Static Mode)
- Rotation Circle: 10/20/30/40/60/90/120 Min

Features of ObboMed's multi-layered mattress:

- Designed to minimize friction and shearing of the skin
- Vapor permeable to facilitate moisture removal into the airflow away from the mattress
- Perspiration vacates through the mattress cover surface and/or the patient's bed boundary
- Antimicrobial, Liquid resistant, Fireproof
- Latex, lead, and mercury-free
- Below the cover layer, vapor flows out with the Low Air Loss feature to lower humidity under the patient while simultaneously transferring away moisture and heat
- Air cells are composed of a combination of thermoplastic polyurethane (TPU) and nylon and heat-melt airtight with ultrasonic high-frequency, and are liquid proof and machine washable



Patented StandardAir™ Features*:

15° Self-lateral Rotation: This feature has specially designed continuously alternating air cells creating a gentle, wave-like motion that provides a subtle rotation. This therapy aids in redistributing the user's weight to alleviate pressure points while stimulating blood flow. The subtle motion also helps improve sleep.

Multiple Rotation Angles (15°/25°): Angle options help meet unique demands for patients who suffer from pulmonary conditions.

"Easy Go" Bedpan: Push the "Quick Release Valve" to deflate mattress in just 20 seconds creating a recessed opening for the bedpan on the top cover. Insert "Quick Release Valve" to inflate and restore recessed mattress.

"Easy Go" Shampoo Basin: Push the "Quick Release Valve" to deflate mattress in just 20 seconds creating a recessed opening for the shampoo basin. Insert "Quick Release Valve" to inflate and restore recessed mattress.

Inflatable "Air Filled" Guardrail: Inflatable 4"H guardrails offer soft and flexible yet strong support to protect against falls, bumps and collisions. They also help prevent the body from getting stuck between the mattress and guardrails.

* For details on these patented features, visit obbomed.com/patents

Additional StandardAir™ Features*:

Side Bolster

25° Right/Left/Auto Rotation

Sinking feature lowers to 4" deep plus the 4" inflatable guardrail **creates a 8" deep soft barrier** to keep patient centralized and prevent falling off bed during rotation

Limited Warranty:

1 year for Top Cover, 2 years for Control Unit and Mattress

©2024 ObboMed Group LLC. All rights reserved. Duplication, republication, or modification in whole or partially is prohibited without prior written permission from ObboMed. All trademarks are owned by or licensed to ObboMed Group LLC or its subsidiaries unless otherwise noted.

OB-1650 MATTRESS DIMENSION AND WEIGHT SPECIFICATIONS

1-layer Air Cell, 6"H Mattress, 7"H Side Bolster, 4"H Patented Guardrail, Total 11"H

Mattress Dimension: 80"L x 36"W x 7"H to 11"H
Mattress Weight: 22lb
Pump: 30 LPM
Weight Capacity: 450 lbs

Control Unit Weight: 15.5 lbs
Unit Package Weight: 41.7 lbs
Unit Package Dimension: 19.3"L x 16.9"W x 26.4"H

Mor-Medical International in Partnership with ObboMed Medical Air Mattress