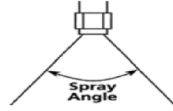


About tips

For tips, the first set of numbers refers to degree of spray. For example all the tips in the list below spray at 110°.



The second set of numbers refers to the opening of the tip. This is where the water comes out.

01=.01 inch or 1/100th or 10/1000th.

015 is .015 inch or 3/200th or 15/1000th .

Two tips with "01" openings equals to one "02" opening.

Two tips with "015" openings equals to one "03" opening.

Two tips with "03" openings is equal to one "06" opening.

Recommended total opening for 100-150PSI is "06"

100-150PSI SINGLE JET= 110 06

100-150PSI DOUBLE JET= 110 03

200-300PSI works best with a total opening of "03"



200-300PSI DOUBLE JET = 110 015

200-300PSI SINGLE JET= 110 03

500PSI Works best with a total opening of "02"

500PSI DOUBLE JET= 110 01

500PSI SINGLE JET= 110 02

T jet =  -> no threading / V jet=  -> threaded