


- Exceeds American National Standard Z358.1 Specifications
- Exceeds European EN 15154-1
- Galvanized Steel Protected with BradTect® Safety Yellow Coating or All Stainless Steel (S19-110BFSS)
- Universal Identification Sign and Inspection Tag Included
- Full, One-Year Warranty
- SpinTec™ showerheads are covered by one or more of the following patents: 8113446; D594,089; D669,555; Reg. Comm. Des. D001079560-0001. Other patents pending.
- Classified by Underwriters Laboratory Inc. to ANSI Z358.1
- Listed by Intertek to EN 15154-1



Specifications

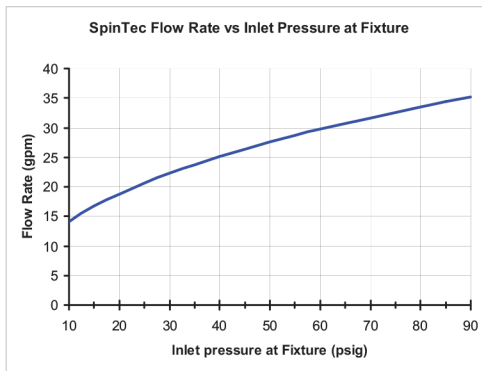
Designed for locations where wall-mounted showers are impractical. Shower provides a superior washdown with a more even spray pattern when the operating handle is pulled.

 This plumbing fixture is not intended to dispense water for human consumption through drinking or for preparation of food or beverages.

Standard Equipment

SpinTec™ Showerhead

Standard showerhead is 3.1" (78.7mm) diameter highly visible yellow impact-resistant plastic. High performance corrosion-resistant stainless steel showerhead measures 1½" (38mm) in diameter (S19-110BFSS). SpinTec drench showerhead features integral 22 GPM (83.3 L) flow control, conserving water and helping to accurately size your tepid water system.



Valve

Chrome-plated brass 1" NPT stay-open ball valve, operated by stainless steel pull rod with triangular handle. Model S19-110BFSS is all stainless steel.

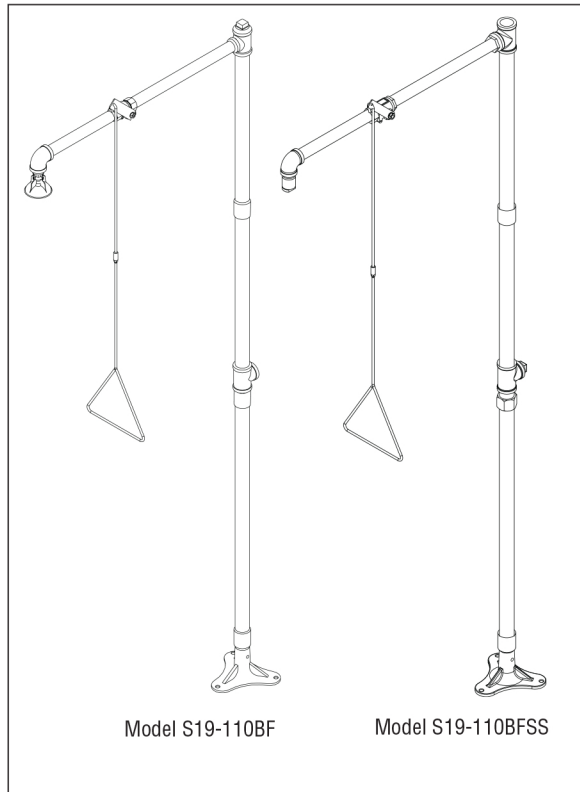
Pipe and Fittings

1¼" galvanized steel with BradTect® safety yellow coating. S19-110BFSS is all stainless steel.

Water Supply

1¼" NPT.

| Model | Description |
|--------------------------------------|--|
| <input type="checkbox"/> S19-110BF | Freestanding Drench Shower (barrier-free model) |
| <input type="checkbox"/> S19-110BFSS | Freestanding Drench Shower (barrier-free model) - All Stainless Steel |
| <input type="checkbox"/> S19-2100 | Navigator EFX25 - Emergency Thermostatic Mixing Valve |



Recommended Option:

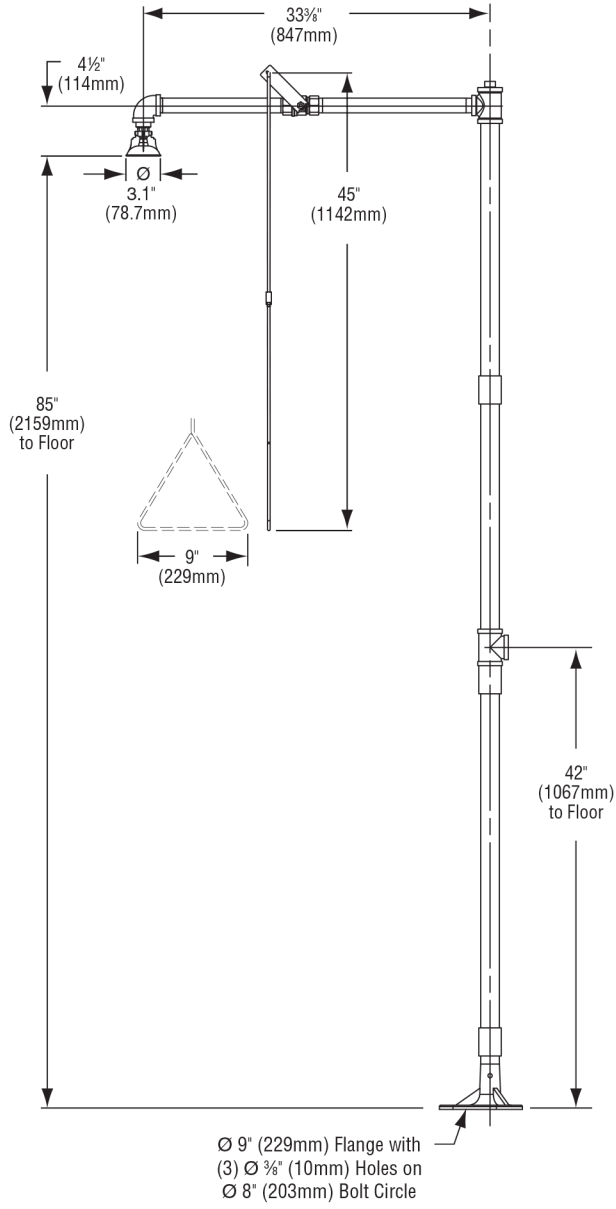
Navigator S19-2100 EFX25
Emergency Thermostatic Mixing Valve

NAVIGATOR

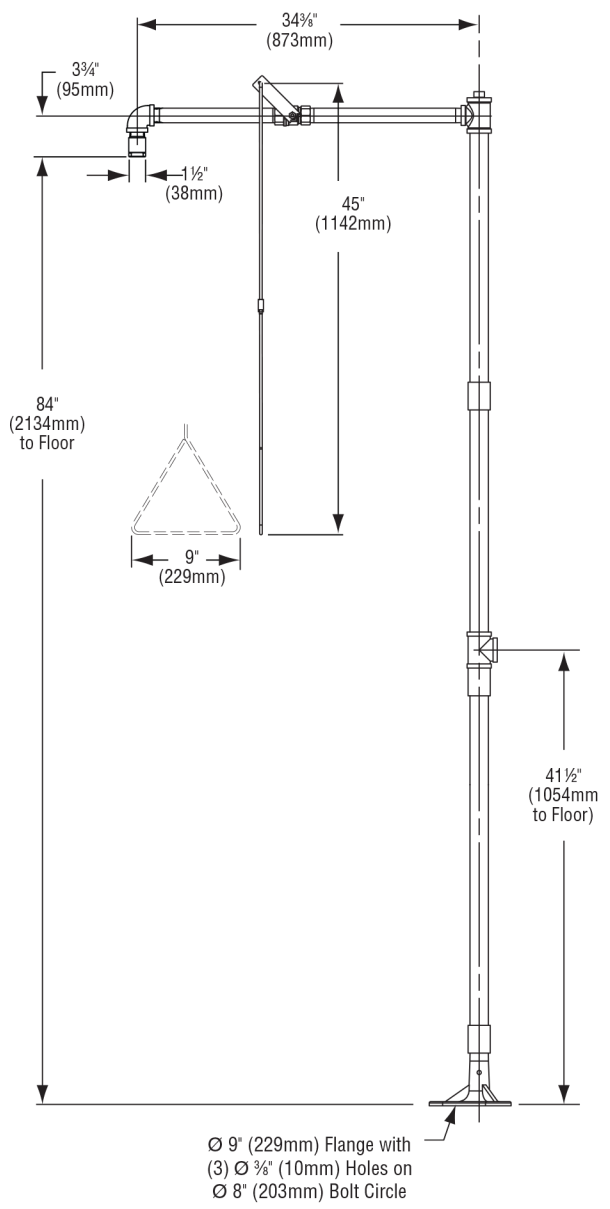


Satisfies ANSI Z358.1
tepid water requirements.

S19-110BF



S19-110BFSS



All dimensions assume standard thread engagement. Variations in manufacturing allow for +/- 1/8" (3mm) per threaded joint. To find the tolerance of a dimension, add the number of thread joints in between a dimension and multiply it by 1/8" (3mm).