


- Exceeds American National Standard Z358.1 Specifications
- Exceeds European EN 15154-1
- Galvanized Steel Protected with BradTect® Safety Yellow Coating or All Stainless Steel (S19-110SS)
- Universal Identification Sign and Inspection Tag Included
- Full, One-Year Warranty
- SpinTec™ showerheads are covered by one or more of the following patents: 8113446; D594,089; D669,555; Reg. Comm. Des. D001079560-0001. Other patents pending.
- Classified by Underwriters Laboratory Inc. to ANSI Z358.1
- Listed by Intertek to EN 15154-1



### Specifications

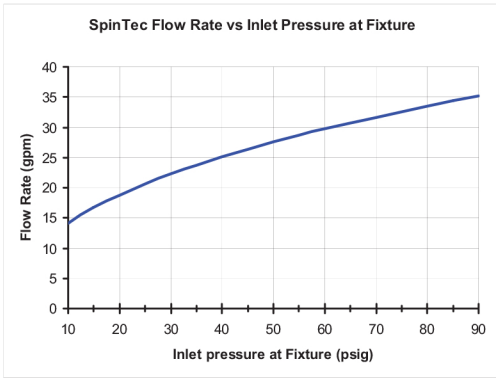
Designed for locations where wall-mounted showers are impractical. These units provide a deluge of water when the operating handle is pulled. Shower provides a superior washdown with a more even spray pattern.

 This plumbing fixture is not intended to dispense water for human consumption through drinking or for preparation of food or beverages.

### Standard Equipment

#### SpinTec™ Showerhead

Standard showerhead is 3.1" (78.7mm) diameter highly visible yellow impact-resistant plastic (Model S19-110). High performance corrosion-resistant stainless steel showerhead measures 1½" (38mm) in diameter (Model S19-110SS). SpinTec drench showerhead features integral 22 GPM (83.3 L) flow control, conserving water and helping to accurately size your tepid water system.

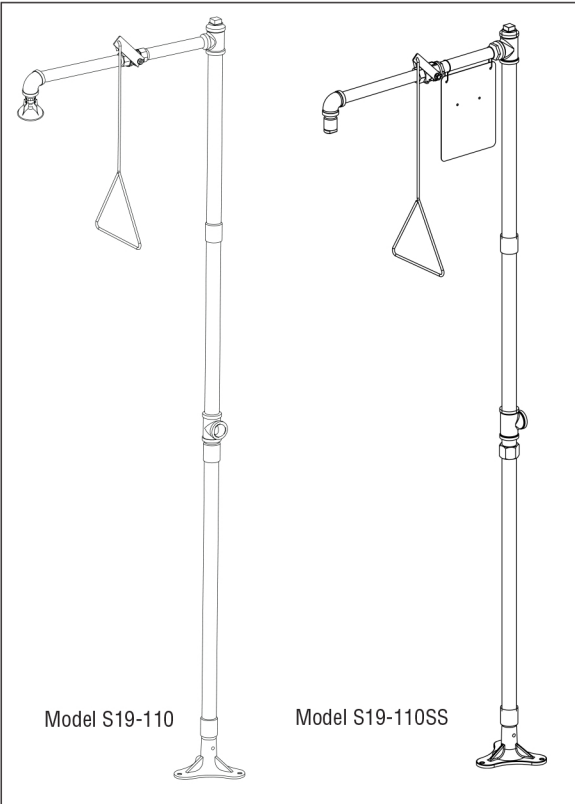


**Valve**  
Chrome-plated brass 1" NPT stay-open ball valve, operated by stainless steel pull rod with triangular handle. Model S19-110SS is all stainless steel.

**Pipe and Fittings**  
1¼" galvanized steel with BradTect® safety yellow coating. S19-110SS is all stainless steel.

**Water Supply**  
1¼" NPT.

Model	Description
<input type="checkbox"/> S19-110	Freestanding Drench Shower
<input type="checkbox"/> S19-110SS	Freestanding Drench Shower - <b>All Stainless Steel</b>
<input type="checkbox"/> S19-2100	Navigator EFX25 - Emergency Thermostatic Mixing Valve



Recommended Option:

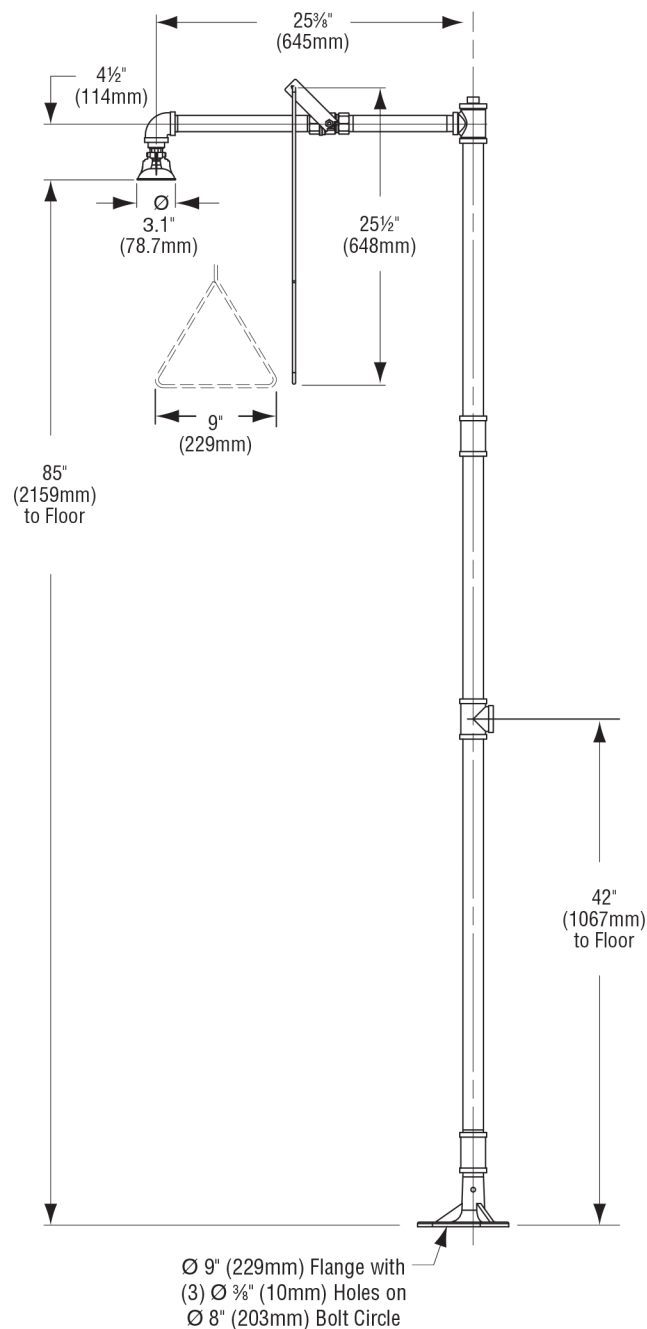
Navigator S19-2100 EFX25  
Emergency Thermostatic Mixing Valve

NAVIGATOR

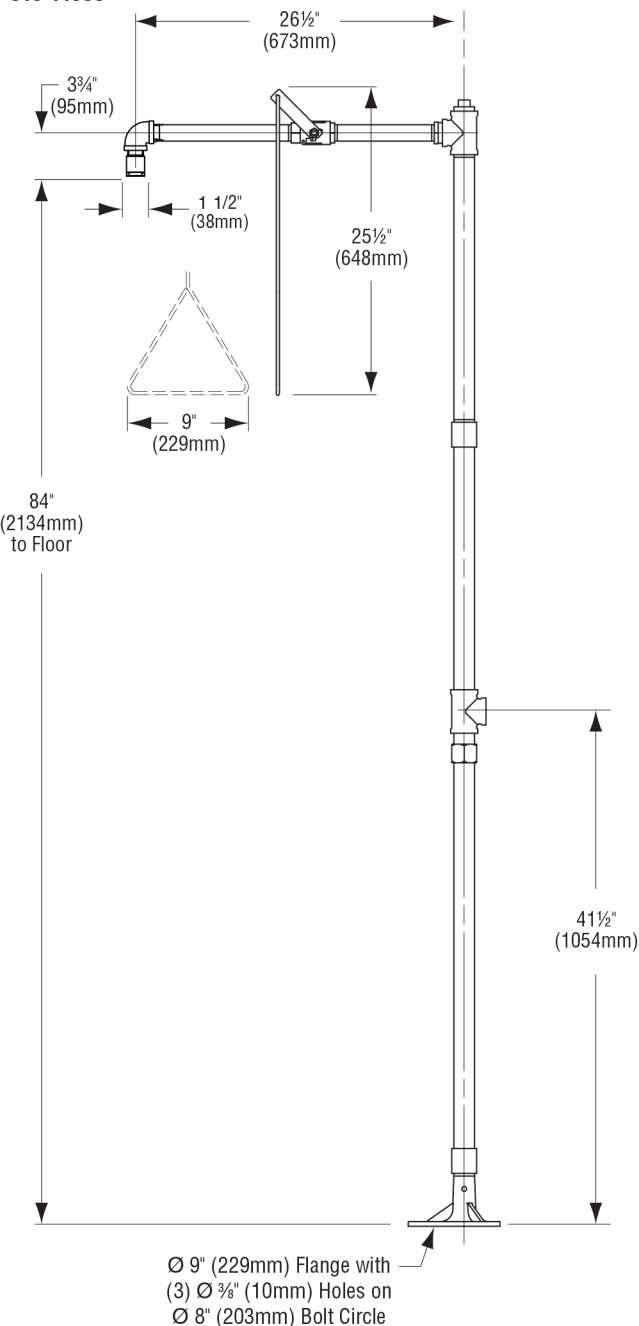


Satisfies ANSI Z358.1  
tepid water requirements.

**S19-110**



**S19-110SS**



*All dimensions assume standard thread engagement. Variations in manufacturing allow for +/- 1/8" (3mm) per threaded joint. To find the tolerance of a dimension, add the number of thread joints in between a dimension and multiply it by 1/8" (3mm).*