



MADE
IN THE **USA**

Product Description:

- Face Mask Dispenser - Shield
- Holds contents of one box of face shields or other items in bulk
- Pivot hinge lid
- ADA and CMS Wall Protrusion Compliant
- Keyholes for wall mounting
- Clear PETG Plastic

Primary Area for Product Usage:

- Anywhere face masks are needed

Dispenses:

- Standard face shields or miscellaneous items in bulk

Package Specifications:

- Package Quantity: 4 per case
- 18"W x 16"H x 10"D (45.7 cm x 40.6 cm x 25.4 cm)
- 9.0 lbs (4.1 kg) - approximated

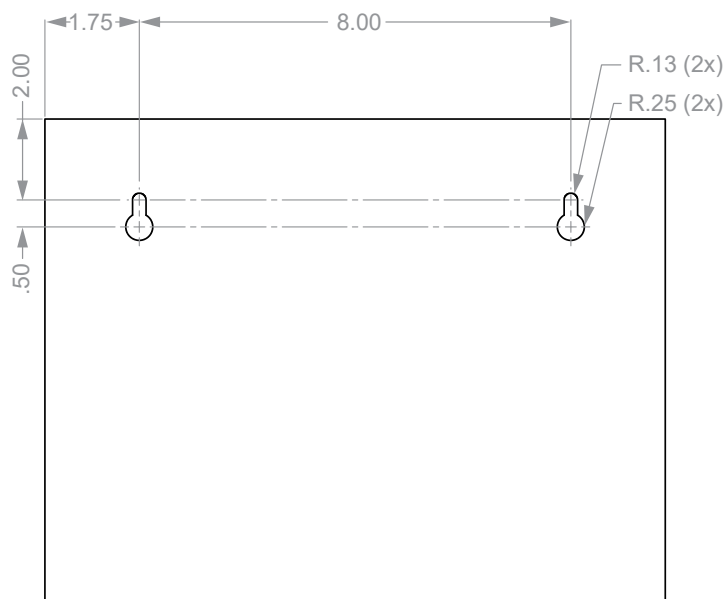
Product Specifications (overall external dimensions):

- 12.00"W x 9.00"H x 4.08"D (30.5 cm x 22.9 cm x 10.4 cm)
- 1.5 lbs (0.7 kg) - approximated

Mounting Specifications:

Companion Products (sold separately):

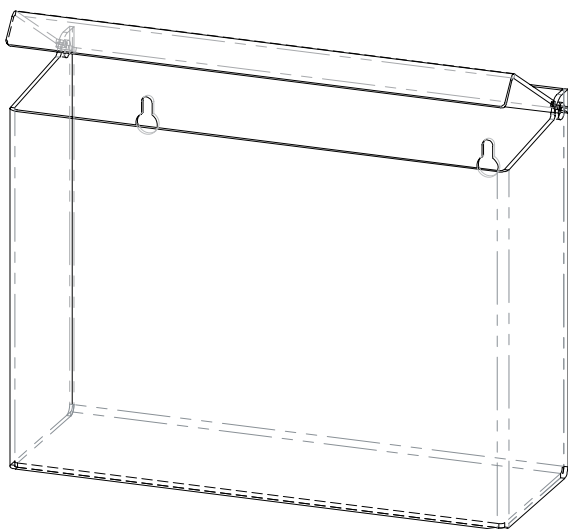
- FM401-0111: Face Mask Dispenser - Earloop (shown below)



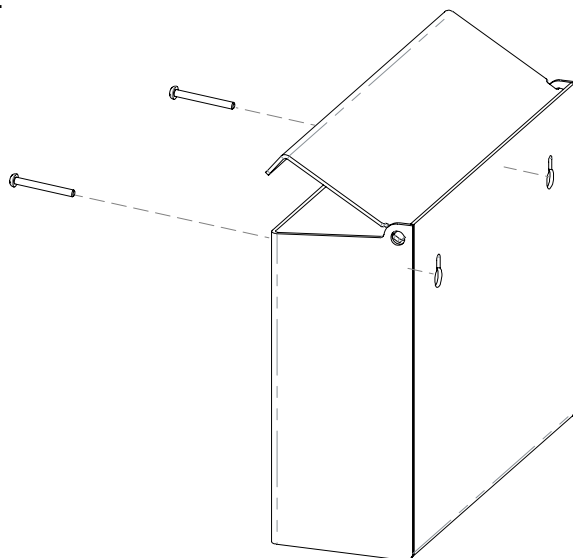
Installation

Always mount dispensers securely *prior* to loading with product.

- Clear design enables view of contents and supply level.
- Hingeless lid protects contents from dust and debris.



- Mount securely to a wall with screws approved and supplied by building maintenance.



Parts included:

- Dispenser

Tools Required:

- No tools required to assemble dispenser

Care and Construction

PETG Plastic

Material Characteristics

Designed for Long-Term Heavy-Duty Applications

Copolyester resin is designed for heavy-duty applications, and is used by BOWMAN® Dispensers. We never use acrylic in our products.

Copolyester (PETG) is typically 15-20 times tougher than general purpose acrylic. PETG is made to withstand handling and reduce losses due to breakage.

PETG resists a variety of chemicals and commonly used cleaning agents. It is tough and durable (not brittle), providing years of trouble-free functionality and long life.

Clear optical characteristics mean the viewer can see the content, read text, and see true colors through the material. It complies with FDA regulations for food contact.

Care and Cleaning

Most cleaning chemicals do not weaken the surface or cause damage to the material. Suggested cleaning method is to use a soft cloth, warm water, and mild soap.