



Product Description:

- Bouffant Cap or Shoe Cover Dispenser
- Holds one box of bouffant caps or shoe covers
- Keyholes for wall mounting
- Clear PETG Plastic

Primary Area for Product Usage:

- Anywhere protection equipment products are needed

Dispenses:

- Box(es) no larger than 11.19" x 11.13" x 5.06"
(28.4 cm x 28.3 cm x 12.9 cm)

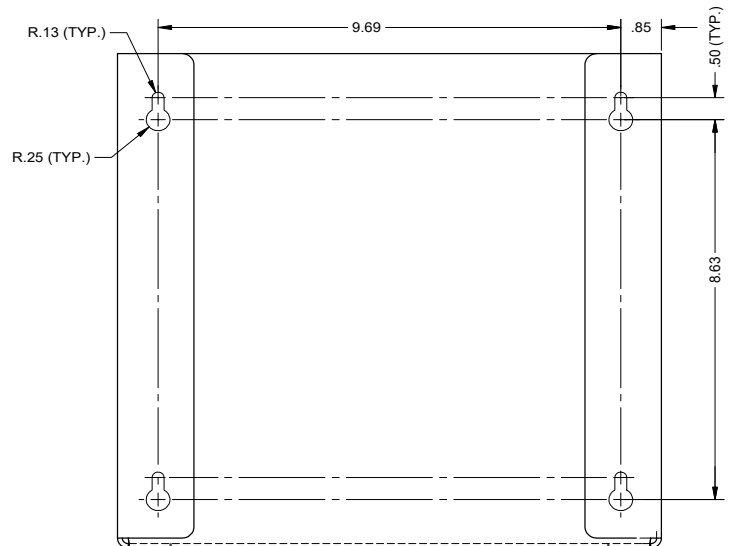
Package Specifications:

- Package Quantity: 6 per case
- 20"W x 16"H x 12"D (50.8 cm x 40.6 cm x 30.5 cm)
- 8.0 lbs (3.6 kg) - approximated

Product Specifications (overall external dimensions):

- 11.38"W x 11.25"H x 5.25"D (28.9 cm x 28.5 cm x 13.4 cm)
- 1.0 lbs (0.5 kg) - approximated

Mounting Specifications:



Related Products (each sold separately):

- SP-003: Shoe Cover Dispenser (shown below)






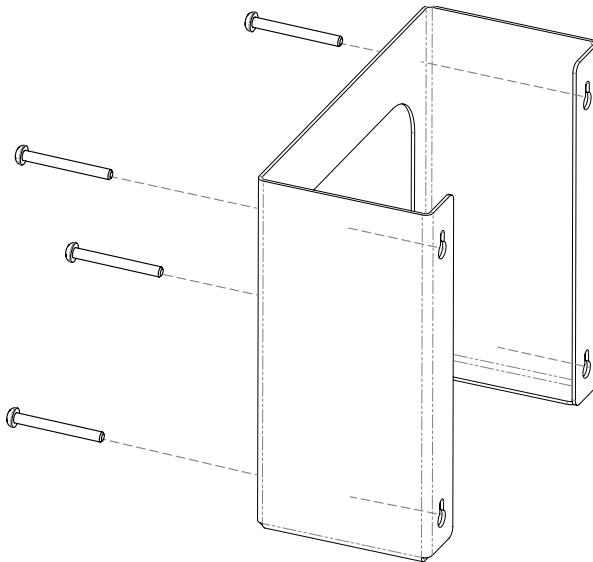
Installation

Always mount dispensers securely *prior* to loading with product.

- Clear design enables unobstructed view of contents and supply level.
- Open front design accommodates a wide variety of box perforations.



- Mount securely to a wall with screws approved and supplied by building maintenance.



Parts included:

- Dispenser

Tools Required:

- No tools required to assemble dispenser

Care and Construction

PETG Plastic

Material Characteristics

Designed for Long-Term Heavy-Duty Applications

Copolyester resin is designed for heavy-duty applications, and is used by BOWMAN® Dispensers. We never use acrylic in our products.

Copolyester (PETG) is typically 15-20 times tougher than general purpose acrylic. PETG is made to withstand handling and reduce losses due to breakage.

PETG resists a variety of chemicals and commonly used cleaning agents. It is tough and durable (not brittle), providing years of trouble-free functionality and long life.

Clear optical characteristics mean the viewer can see the content, read text, and see true colors through the material. It complies with FDA regulations for food contact.

Care and Cleaning

Most cleaning chemicals do not weaken the surface or cause damage to the material. Suggested cleaning method is to use a soft cloth, warm water, and mild soap.