



MADE IN THE USA
PATENT PENDING

Product Description:

- Semi-Recessed PPE Dispensing System - Space Saver
- Holds disposable or reuseable gowns, aprons, or coveralls/ jumpsuits and three boxes of gloves
- Low profile
- Slotted keyless cam lock
- Screw holes in sides to mount to stud framing in wall
- Quartz Beige Powder-Coated Steel

Primary Area for Product Usage:

- All patient care areas requiring personal protective equipment and isolation supplies

Dispenses:

- Left: Gowns, aprons, or coveralls/jumpsuits no larger than 12.07"W x 23.53"H x 3.75"D (30.7 cm x 59.8 cm x 9.5 cm)
- Right: Box(es) no larger than 5.16"W x 10.69"H x 4.21"D (13.1 cm x 27.2 cm x 10.7 cm)

Package Specifications:

- Package Quantity: 1 per case
- 20"L x 8"W x 38"H (50.8 cm x 20.3 cm x 96.5 cm)
- 29.0 lbs (13.2 kg) - approximated

Product Specifications (overall external dimensions):

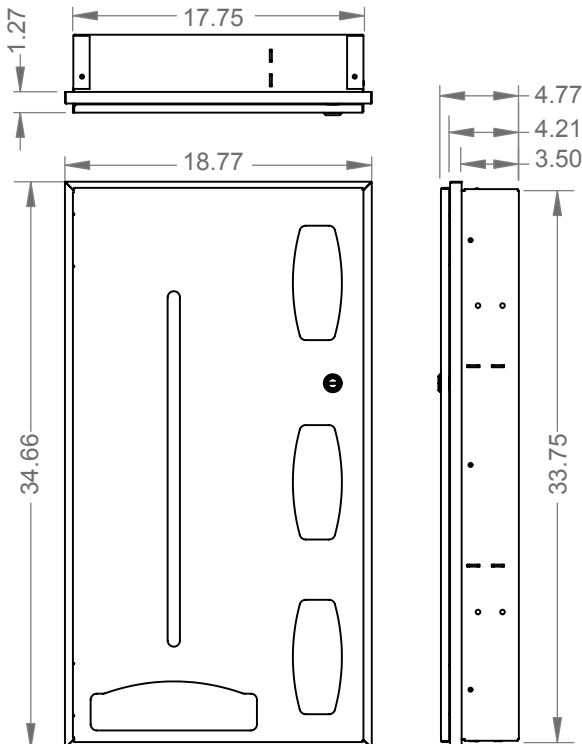
- 18.77"W x 34.66"H x 4.77"D (47.7 cm x 88.0 cm x 12.1 cm)
- 24.9 lbs (11.3 kg) - approximated

Alternative Products (sold separately):

- RE101-0512, Semi-Recessed PPE Dispensing System (shown below)

Mounting Specifications:

- Installation should be performed only by a licensed contractor.

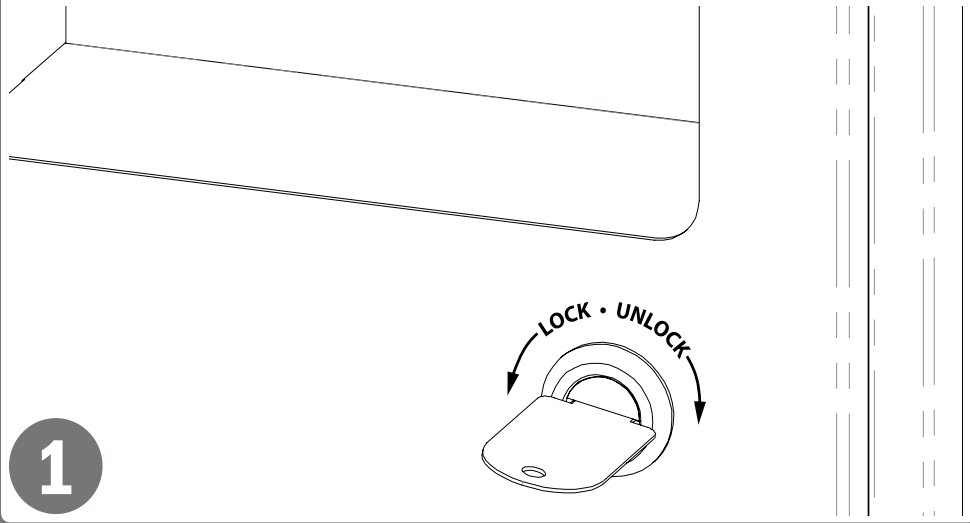




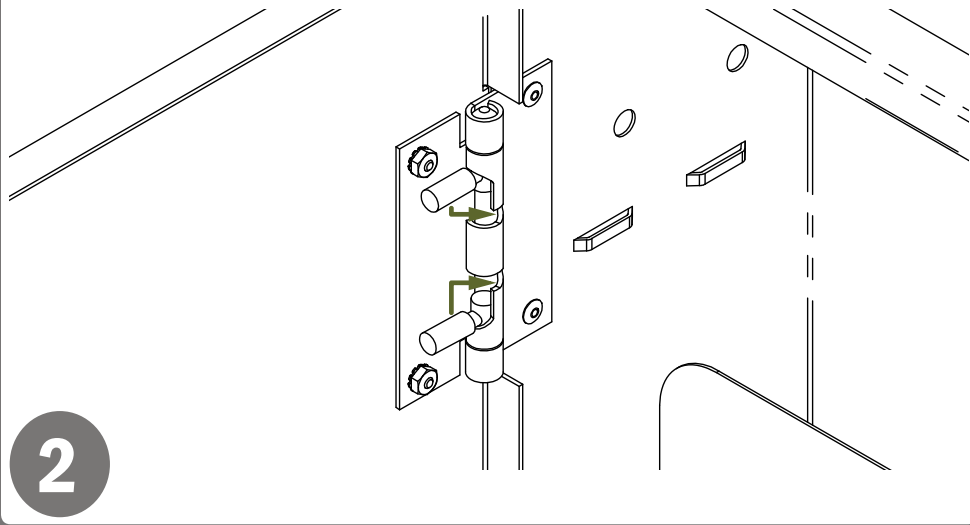
Installation

Always mount dispensers securely *prior* to loading with product.

- Door can be locked or unlocked using a small flat object, such as a coin, screwdriver, etc.



- Door can be removed by squeezing and turning posts on hinges as shown.



Parts included:

- Semi-recessed dispenser

Tools Required:

- No tools required to assemble dispenser

Care and Construction

Powder-Coated Steel

Material Characteristics

Designed for Long-Term Use

Our steel dispensers and stands are coated with polyester powders which makes them highly resistant to corrosion.

Powder-coated steel is ideal for dispensers used in a healthcare or an industrial setting because it is impact resistant and is not effected by extremes in temperature.

Dispensers and stands made of powder-coated steel are both attractive and functional, providing years of service.

Care and Cleaning

For best results, clean by washing the surface with a diluted solution of a mild, non-abrasive detergent in cold or warm water and a non-abrasive cloth. Standard hospital cleaning supplies can be used. Dry with a soft cloth. Do not use any solvent-based materials, abrasives (e.g. Scotch-brite, steel wool), or apply excessive force during cleaning.