



MADE  
IN THE USA

### Product Description:

- Bundle Includes:
  - LD-037 Protection System
    - Holds disposable or reusable gowns, aprons, or coveralls/jumpsuits, two boxes of gloves, one box of earloop masks, and one box of shield masks
  - MP-047 Sign Holder - Clip-On
    - Holds 8.5" x 11" signage
    - Clear PETG Plastic
  - MB-600 Hanger - Door - Standard
    - Hooks over top of door no thicker than 2.44"
    - Quartz Beige Powder-Coated Steel

### Primary Area for Product Usage:

- Anywhere protective equipment products are needed

### Dispenses:

- Top left: Gowns, aprons, or coveralls/jumpsuits no larger than 14.80"W x 14.73"H x 4.48"D (37.6 cm x 37.4 cm x 11.4 cm)
- Top right: Box(es) no larger than 8.19"W x 5.39"H x 4.48"D (20.8 cm x 13.7 cm x 11.4 cm)
- Middle right: Box(es) no larger than 8.19"W x 9.65"H x 4.48"D (20.8 cm x 24.5 cm x 11.4 cm)
- Bottom: Box(es) no larger than 11.02"W x 5.51"H x 4.02"D (28.0 cm x 14.0 cm x 10.2 cm)

### Product Specifications (overall assembled dimensions):

- 23.50"W x 30.43"H x 7.63"D (59.7 cm x 77.3 cm x 19.4 cm)
- 7.5 lbs (3.4 kg) - approximated

### Package Specifications:

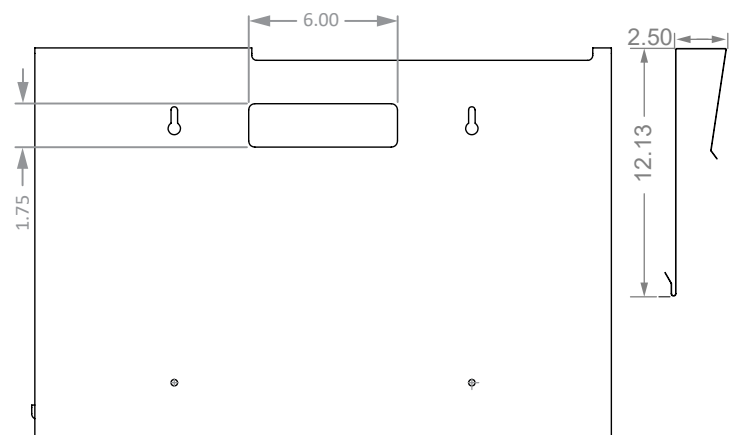
- Package Quantity: 1 per case
- 24"L x 8"W x 24"H (61.0 cm x 20.3 cm x 61.0 cm)
- 10.0 lbs (4.5 kg) - approximated



Consumables not included

### Mounting Specifications:

- Left: Protection System, Right: Door Hanger



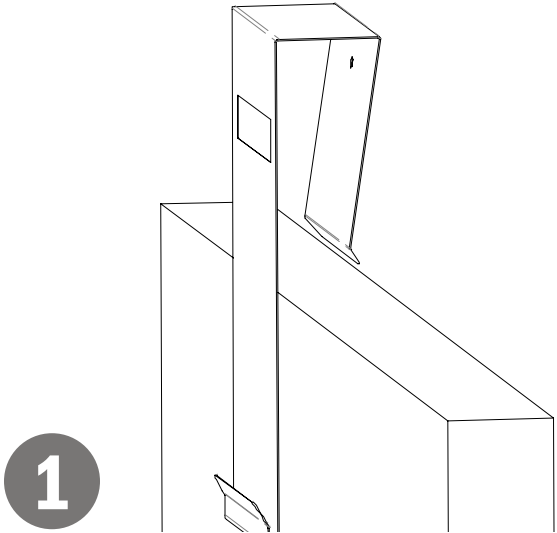


## Installation

Always mount dispensers securely *prior* to loading with product.

### • Proper Hanging Procedure:

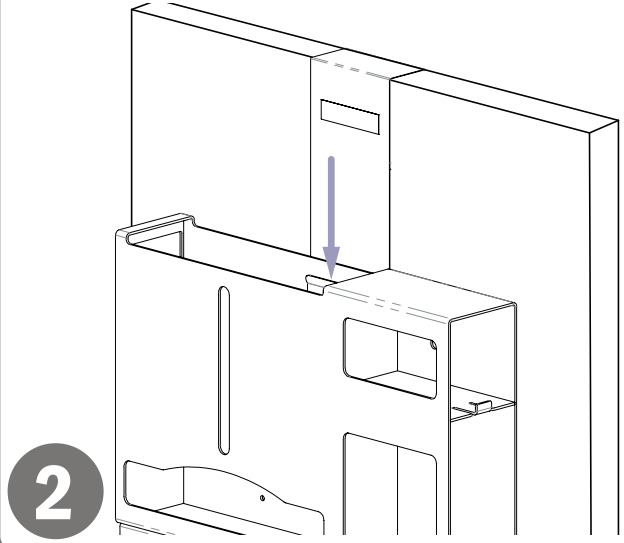
- 1) Attach hanger securely - back of hanger must lay flush against surface.



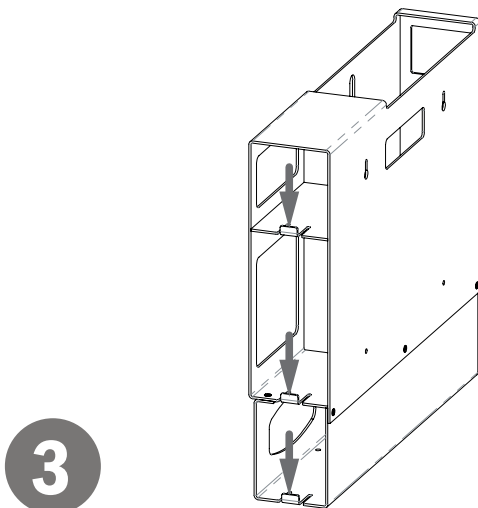
- 2) Hang dispenser on hanger.

- 3) Load product in dispenser.

- 4) To remove, reverse order of steps.

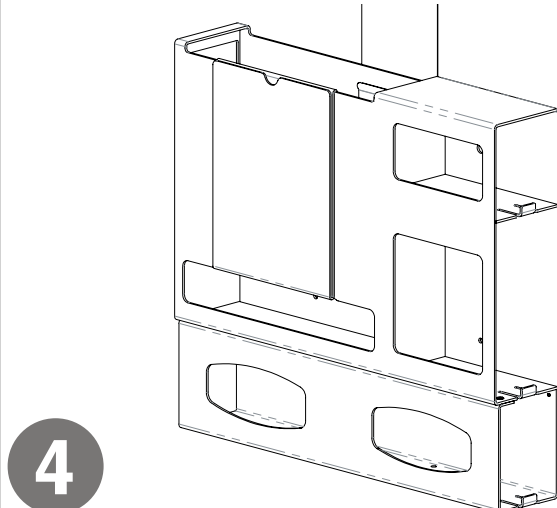


- The flexible tabs on the side are designed to hold product securely in the dispenser.
- To add or remove product, press down on the tab and insert or pull box out.



- Clip the Sign Holder over the top of the gown section and insert desired signage.

- Free isolation signs can be downloaded at [www.BowmanDispensers.com](http://www.BowmanDispensers.com).



### Parts included:

- Protection System
- Door Hanger
- Sign Holder

### Tools Required:

- No tools required to assemble dispenser



## LD-037

ABS Plastic

## MB-600

Powder-Coated Steel

## MP-047

PETG Plastic

## Material Characteristics

**Designed for Long-Term, Heavy-Duty Applications**

The combination of copolymers (Acrylonitrile, Butadiene, and Styrene) gives ABS an excellent combination of strength, rigidity, and toughness.

ABS is chemical and stress-crack resistant. It is tough, dimensionally stable, and will hold up to long-term use. It possesses high strength and performance characteristics at a reasonable cost.

**Designed for Long-Term Use**

Our steel dispensers and stands are coated with polyester powders which makes them highly resistant to corrosion.

Powder-coated steel is ideal for dispensers used in a healthcare or an industrial setting because it is impact resistant and is not effected by extremes in temperature.

Dispensers and stands made of powder-coated steel are both attractive and functional, providing years of service.

**Designed for Long-Term, Heavy-Duty Applications**

Copolyester resin is designed for heavy-duty applications, and is used by BOWMAN® Dispensers. We never use acrylic in our products.

Copolyester (PETG) is typically 15-20 times tougher than general purpose acrylic. PETG is made to withstand handling and reduce losses due to breakage.

PETG resists a variety of chemicals and commonly used cleaning agents. It is tough and durable (not brittle), providing years of trouble-free functionality and long life.

Clear optical characteristics mean the viewer can see the content, read text, and see true colors through the material. It complies with FDA regulations for food contact.

## Care and Cleaning

Use mild soap and water to clean. Petroleum-based oils, solvents, and paints should not be used.

Standard hospital cleaning supplies can be used.

For best results, clean by washing the surface with a diluted solution of a mild, non-abrasive detergent in cold or warm water and a non-abrasive cloth. Standard hospital cleaning supplies can be used.

Dry with a soft cloth. Do not use any solvent-based materials, abrasives (e.g. Scotch-brite, steel wool), or apply excessive force during cleaning.

Most cleaning chemicals do not weaken the surface or cause damage to the material. Suggested cleaning method is to use a soft cloth, warm water, and mild soap.