

Instructions for 1500 Focus™ Steamer



IMPORTANT: Only use distilled water.




CAUTION

HIGH TEMPERATURE STEAM. Do not point spray gun at yourself or other people.

BEFORE USE

Fill up the water tank with **distilled water** via the opening at the top of the machine. Plug the Focus™ into a grounded 15 amp wall outlet.

OPERATING THE FOCUS™



- ① Hold down the pump switch for 15 seconds.
- ② Turn the heater on. The heater light will be on while the machine is heating up. Once the light turns off the heater is at temperature and the steamer is ready to use.

CONTINUOUS FILL CAPACITY

The Focus™ Steamer features continuous fill capacity, meaning that you do not have to wait for the machine to cool down before refilling the tank. Water can be added to the tank while the machine is running. To refill the tank, turn on pump again for 15 seconds.

AFTER USE

1. Make sure all fluid is out of the machine before storing.
2. Store machine in a dry area in the upright position.

ATTENTION: Do not expose to rain. Store indoors.

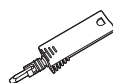
ATTENTION: If storing machine in freezing temperatures, be sure that the machine and solution system are completely drained and dry.



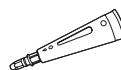
SAFETY INFORMATION

Explosion hazard: Do not operate with flammable liquids in or around the unit.

INCLUDED ACCESSORIES



VS10
Accessory
adaptor



VS06
Detail
nozzle



VS03
2 in 1 steam
attachment with
VS12 cotton cover



VS04
Small nylon
brush



VS05
Large nylon
brush



VS15
Metal brush



VS07
Jet nozzle
attachment



VS16
Gum scraper

OPTIONAL ACCESSORIES (sold separately)



VS09
Floor brush
attachment



VS08
Floor
extensions



VS11
Cleaning
cloth