




R&B Wire Products, Inc.

ASSEMBLY INSTRUCTIONS


LINEN CARTS, SHELVING UNITS AND CAN RACKS



- 1) Each of the 4 upright poles has 2 parts. A top and a bottom piece. The top pieces have black caps. The bottom pieces have leveling feet and a threaded pole connector already installed. If you are building a Shelving Unit or Can Rack

leave the Leveling feet in place. They can be adjusted to level the unit after assembly is complete. If building a Linen Cart, unscrew the leveling feet and remove them from the poles. While holding the bottom pole upside down slip a caster into the end of the pole, where the leveling foot was removed. Tap the pole with the caster lightly on the ground. This will cause the caster to slip into the pole and lock into place. Do not tap the pole too hard on the ground as this may cause damage to the threaded connector.

- 2) Take the 4 bottom poles, the 2 piece, black plastic "slipsleeves" and one of the shelves. Place the plastic "slipsleeves" onto the pole at the desired height of the bottom shelf. The sleeves will slide up and down the pole until they snap into one of the circular grooves along the poles.




Note: The shelf will not set properly if all the "slipsleeves" are not at the same level. The wire surface should be on the top of the shelf.



- 3) With the shelf lying on its side, insert the four legs through the holes of the shelf. After inserting all four legs, take the shelf and poles and stand upright.

- 4) Add four more of the plastic "slipsleeves" slip shelf onto poles until the shelf rests on the "slipsleeves".



- 5) Take the top halves of the poles and screw onto the bottom halves that already have the shelves in place. Repeat step 4 until all the shelves are in the desired locations.

CAUTION:

- Do not stand or climb on the system
- Do not drop heavy items on the system shelves
- Keep center of gravity low – place heavier items on lower shelves
- For systems with casters (Linen Carts) – roll with caution. 2 people recommended to operate.

WARNING

- Maximum total weight capacities
- For static Shelving Units and Can Racks – 500 lbs. per shelf, evenly distributed with a maximum of 2000 lbs. per unit.
- For Linen Carts (with casters) – 500 lbs. per shelf, evenly distributed with a maximum of 1000 lbs. per unit.



To Purchase - www.UNOCLEAN.com

phone: 888-226-2724



"YOUR RELIABLE PARTNER
FOR OVER 57 YEARS"