


Assembly Instructions

MEDIUM DUTY HAMPER



"LET ME HELP YOU
ASSEMBLE THIS
TERRIFIC PRODUCT
FROM R&B WIRE!"

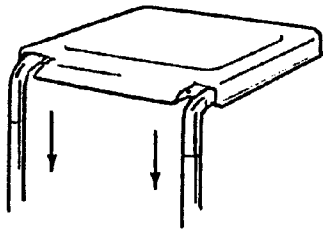
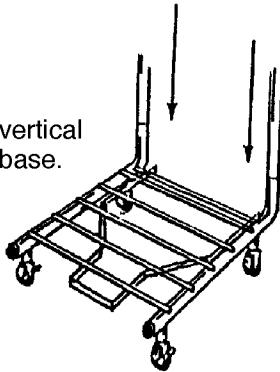


692

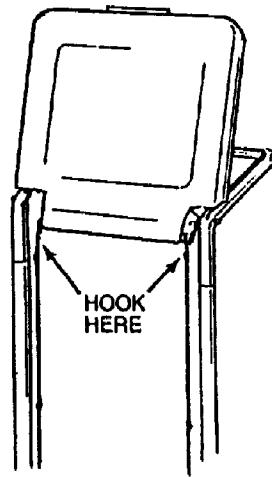


694

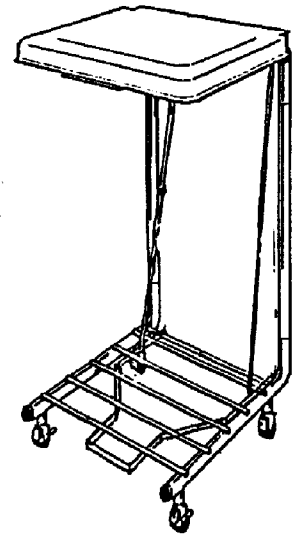
1. Insert the two vertical tubes into the base.



2. Push the top lid unit down onto the vertical tubes, as shown. It may be necessary to rotate the tubes to fit properly.



3. Raise the lid and hook the vertical tie rods to the lid hinge assembly.



4. After hooking tie rods, complete by bending down at lid to lock in place.

WARNING: When moving hamper, always proceed slowly. Be sure bag/liner is secure in frame. When using foot pedal, the lid must not be obstructed. Be sure casters roll easily and smoothly at all times. Maximum capacity: Single hamper: 25 lbs. Double hamper: 50 lbs. DO NOT OVERLOAD.

THANKS AGAIN FOR
SELECTING OUR PRODUCTS!
YOUR RELIABLE PARTNER,

ARBY

